
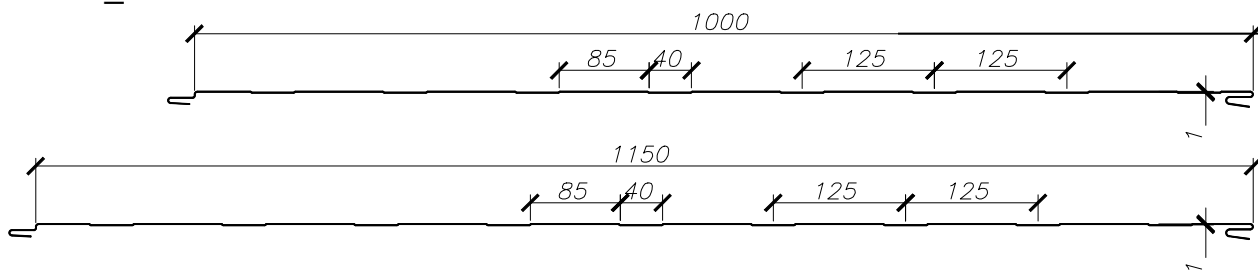



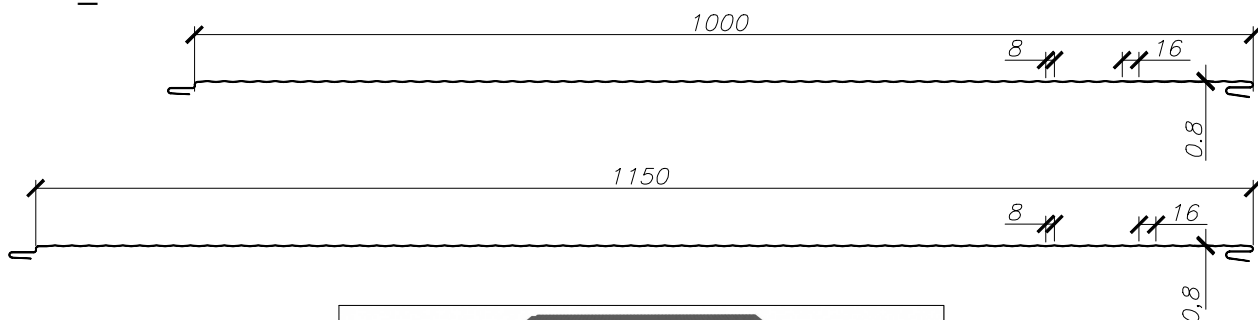
**RYS. 13**

PROFILOWANIE ZEWNĘTRZNE - PŁYTA ŚCIENNA - EPS oraz MW


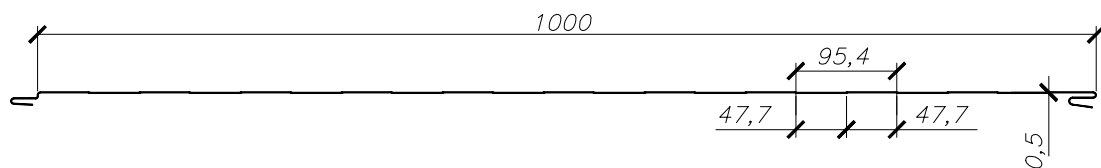
LINIOWE\_LA



FALA P\_FP



TRAPEZ P\_P47



Płyty warstwowe i dociepleniowe

MP ALAMENTTI Sp. z o.o.  
42-282 Kruszyna  
ul. Sobieskiego 18  
tel: 34 362 18 32  
[www.alamenti.com.pl](http://www.alamenti.com.pl)

