
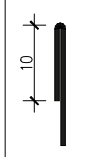


RYS.O_11

OBRÓBKA KOŃCZĄCA PŁYTĘ - PŁASKA
OB-ONE - 11/T+25



zakończenie
krawędzi


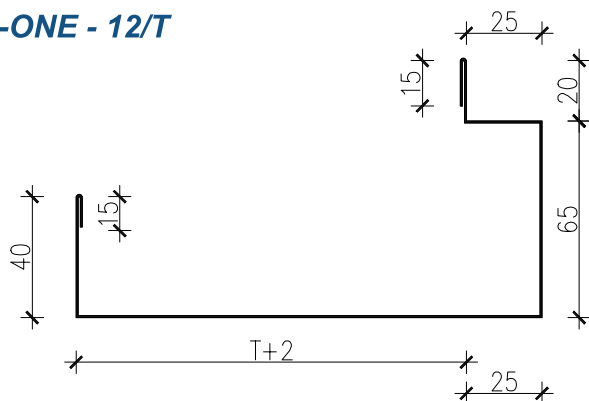


| Lp. | Symbol | T[mm] | Długość [mm] | Masa [kg] |
|-----|---------------|-------|--------------|-----------|
| 1. | OB-ONE-11/75 | 50 | 3000 | 2,33 |
| 2. | OB-ONE-11/125 | 100 | 3000 | 3,01 |
| 3. | OB-ONE-11/145 | 120 | 3000 | 3,28 |
| 4. | OB-ONE-11/175 | 150 | 3000 | 3,68 |
| 5. | OB-ONE-11/225 | 200 | 3000 | 4,36 |
| 6. | OB-ONE-11/275 | 250 | 3000 | 5,04 |

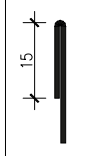
△ RAL zewn.

RYS.O_12

OBRÓBKA KOŃCZĄCA PŁYTĘ - SZEROKA
OB-ONE - 12/T



zakończenie
krawędzi



| Lp. | Symbol | T[mm] | Długość [mm] | Masa [kg] |
|-----|---------------|-------|--------------|-----------|
| 1. | OB-ONE-12/52 | 50 | 3000 | 3,49 |
| 2. | OB-ONE-12/102 | 100 | 3000 | 4,17 |
| 3. | OB-ONE-12/122 | 120 | 3000 | 4,45 |
| 4. | OB-ONE-12/152 | 150 | 3000 | 4,85 |
| 5. | OB-ONE-12/202 | 200 | 3000 | 5,52 |
| 6. | OB-ONE-12/252 | 250 | 3000 | 6,20 |

△ RAL zewn.